


⚠ DANGER

Do Not Exceed Maximum Load Capacity


- Auxxlift 2400: max 400 lbs (181 kg), evenly distributed.
- Auxxlift 2600: max 600 lbs (272 kg), evenly distributed.
- Auxxlift 1800: max 800 lbs (363 kg), evenly distributed.
- Attic Lift: max 400 lbs (181 kg), evenly distributed.
- Auxx-One: max 400 lbs (181 kg), evenly distributed.
- Uneven loading can cause structural failure or cable damage.



⚠ DANGER

No Passengers — Storage Only


- NEVER allow any person to ride, sit on, or be lifted by this product.
- NEVER allow children to climb, hang, or play on the lift or cables.
- This product is designed for overhead storage use ONLY.
- Doing so may cause serious injury or death.



⚠ WARNING

Watch for Ceiling, Floor & Wall Clearance


- Never operate the lift while objects or people are near moving parts.
- Ensure minimum 12" clearance on all sides during travel.
- Check for obstructions before each use.
- Auto-stop activates only when the remote button is released.



⚠ WARNING

Installation Requires Two People


- Do NOT attempt installation alone — a second person is required.
- Wear safety glasses throughout the entire installation process.
- Use a stable, rated step ladder — never a leaning ladder.
- Do NOT use an impact driver on any bolt, screw, or fastener.
- Verify all measurements before drilling — measure twice.



⚠ DANGER

Moving Parts — Can Crush and Cut. Keep Clear.


- NEVER place any body part near the motor, drum, pulleys, or cables.
- Moving parts can catch clothing, hair, or limbs — amputation risk.
- Disconnect power BEFORE reaching near any mechanical component.
- Never manually guide or hold the cable while the motor is running.



⚠ CAUTION

Distribute Load Evenly — Secure All Items


- Distribute weight evenly across the full platform surface.
- Never concentrate heavy loads in one corner or along one edge.
- Secure all stored items so they cannot shift or fall during operation.
- Do not hang items from cables, wire ropes, or the motor housing.



⚠ NOTICE

Perform Regular Safety Inspections


- Inspect all mounting hardware, bolts, and fasteners every 6 months.
- Re-torque any loose fasteners immediately — do not continue use.
- Test auto-stop before each use by releasing remote mid-travel.



⚠ DANGER

This Machine MUST Have a Grounded Plug


- Always use a grounded 3-prong outlet. Use NEMA 5-15 only.
- Never remove or bypass the ground prong.
- Do not use extension cords or adapters.
- Electrical shock or fire may result from improper grounding.



⚠ DANGER

Always Disconnect Power Before Maintenance & Installation


- Unplug before any inspection, repair, cleaning, or adjustment.
- Disconnect power before replacing batteries or adjusting cables.
- Never service moving parts while the unit is energized.
- Failure to disconnect power may cause serious injury or death.



⚠ DANGER

Verify Structural Integrity Before Installation


- Ceiling joists must be min. 2"x6", free of rot, cracks, or termites.
- NEVER mount into drywall alone — always into structural joists.
- Concrete ceilings require appropriately rated anchors.
- Consult a licensed structural engineer if you have ANY doubt.
- auXX-Lift assumes NO liability for inadequate ceiling structure.



⚠ WARNING

Keep Children & Bystanders Clear During Operation


- NEVER operate with children or pets within the travel zone.
- The platform moves ONLY while the remote button is held.
- Keep all bystanders at least 3 feet away during operation.
- Ensure the operator has full visibility at all times.



⚠ WARNING

Do Not Modify This Product


- Never cut, drill, weld, or structurally alter any component.
- Use only genuine auXX-Lift replacement parts and accessories.
- Unauthorized modifications void warranty and create hazards.
- Contact support at 1-888-915-5797 before making any changes.



⚠ CAUTION

Inspect Wire Ropes & Cables Before Each Use


- Do not use the lift if any cable shows fraying, kinking, rust, or wear.
- Never bend, crimp, or kink wire ropes — replace if damaged.
- Ensure all cable drum connections are tight after any service.
- Route cables through pulleys as shown in the installation manual.



⚠ NOTICE

Equipment for Indoor Use Only


- This product is rated for indoor, dry environments only.
- Do not expose the motor, remote, or wiring to rain or moisture.
- Operate only within the temperature range specified in your manual.
- Do not install in areas with corrosive chemicals or high vibration.



⚠ NOTICE

Warranty & Liability — Read Before Use

- 2-year limited warranty. Void if modified, overloaded, or misinstalled.
- auXX-Lift is not liable for damage from improper installation or use.
- Read full manual before use — serious injury hazard if untrained.
- Support & warranty claims: 1-888-915-5797 | www.auxx-lift.com.



DANGER Risk of death or serious injury **WARNING** Risk of injury or damage if not avoided **CAUTION** Risk of minor injury or product damage **NOTICE** Important operational information

By installing this product, the purchaser accepts sole responsibility for proper installation and safe operation. auXX-Lift assumes no liability for misuse or improper installation.